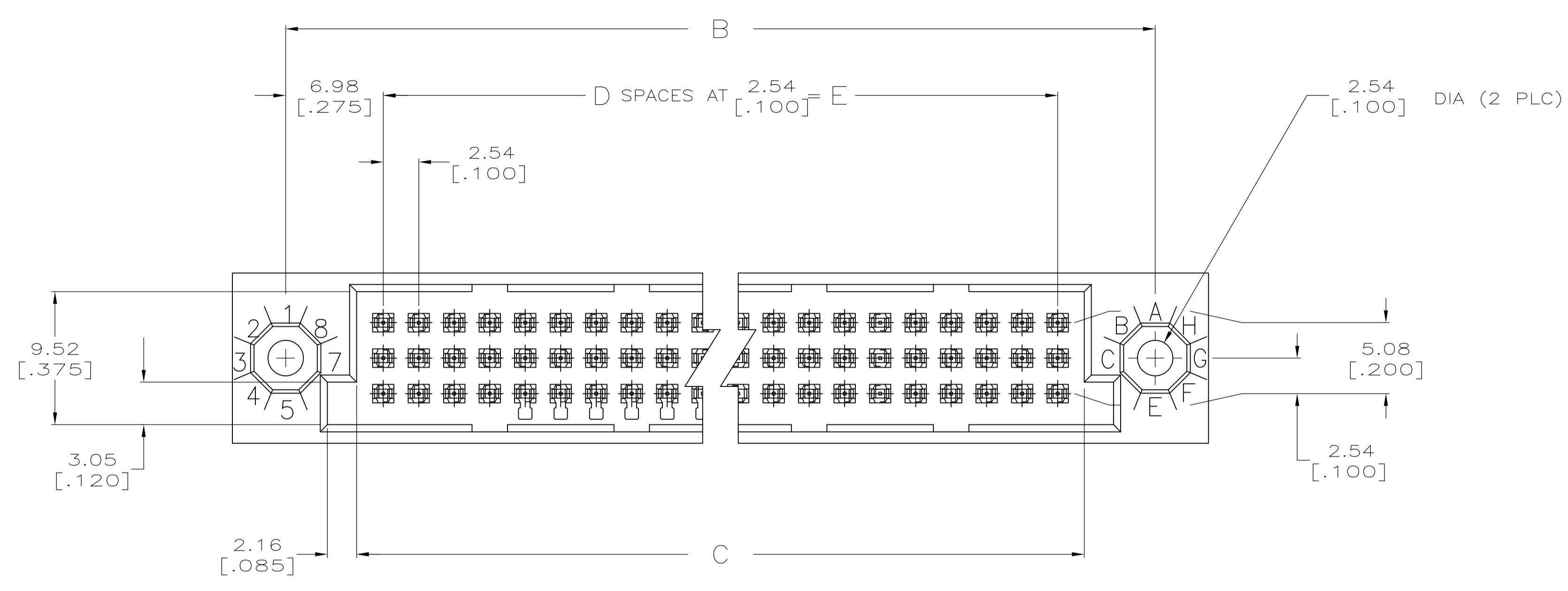
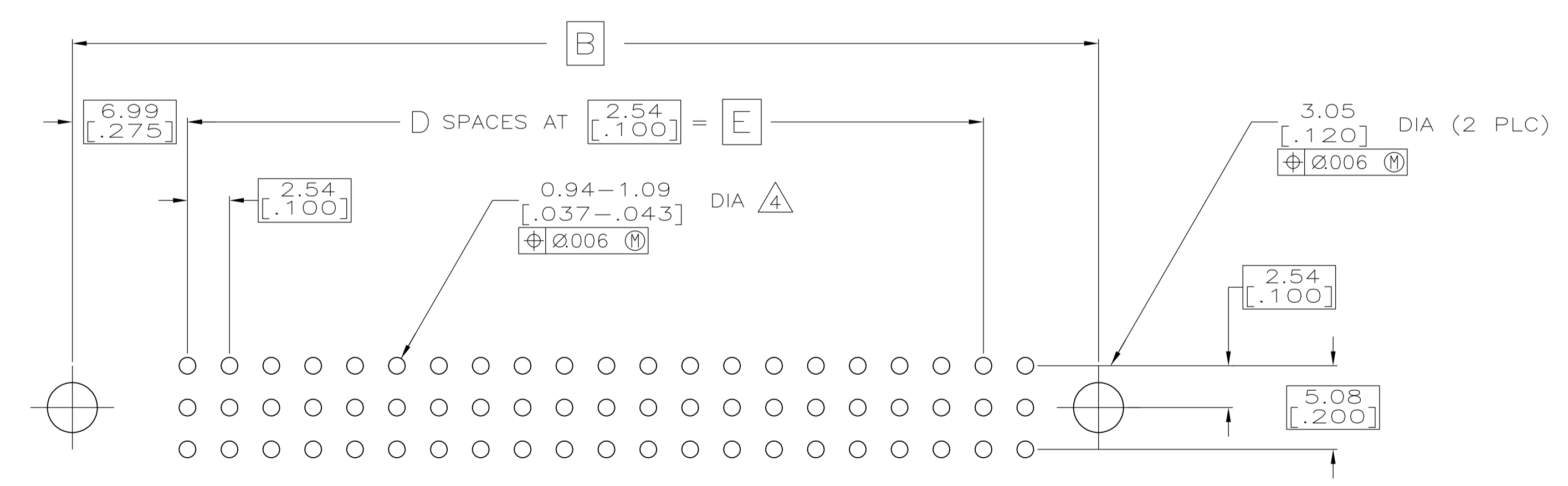
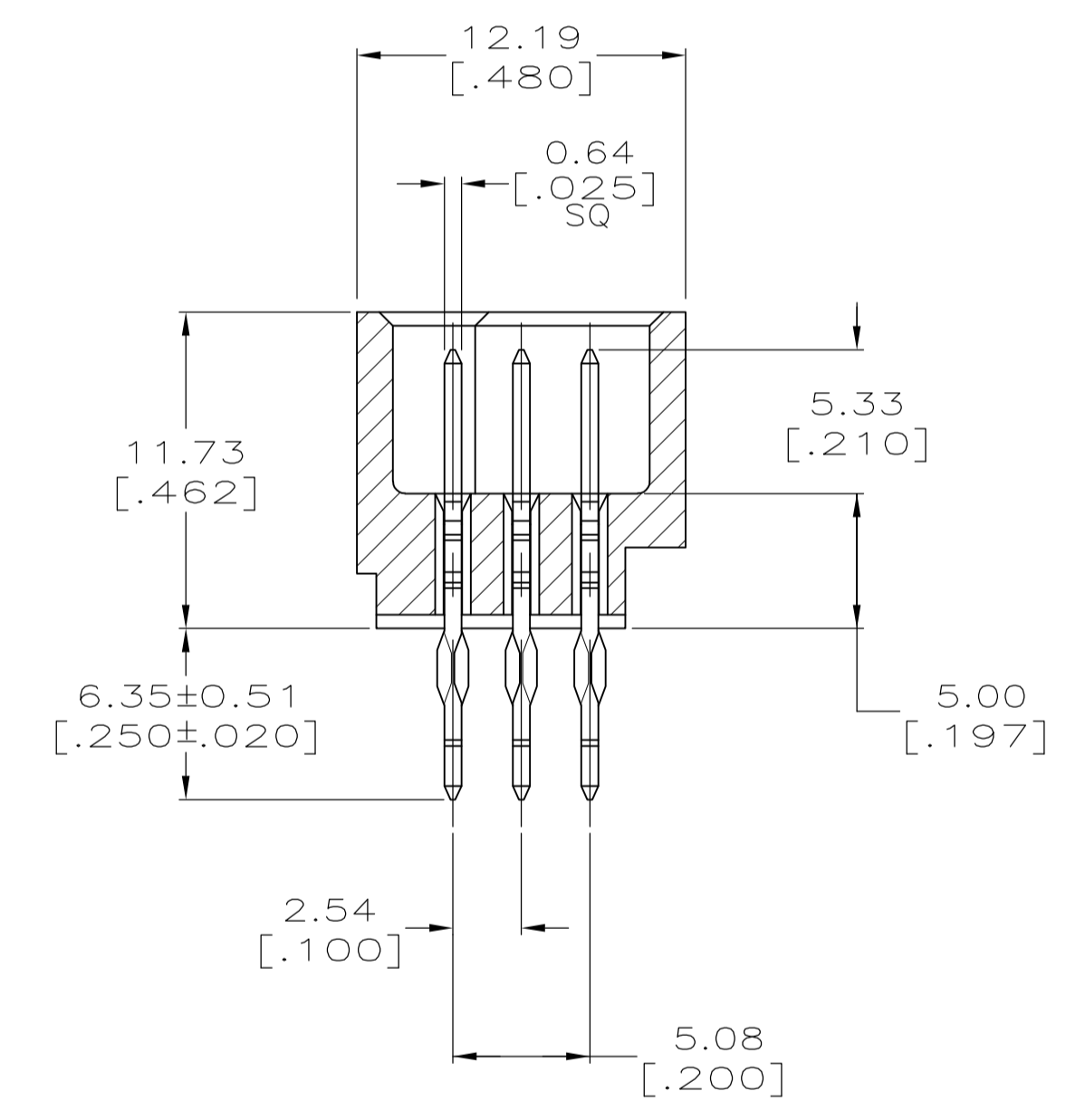
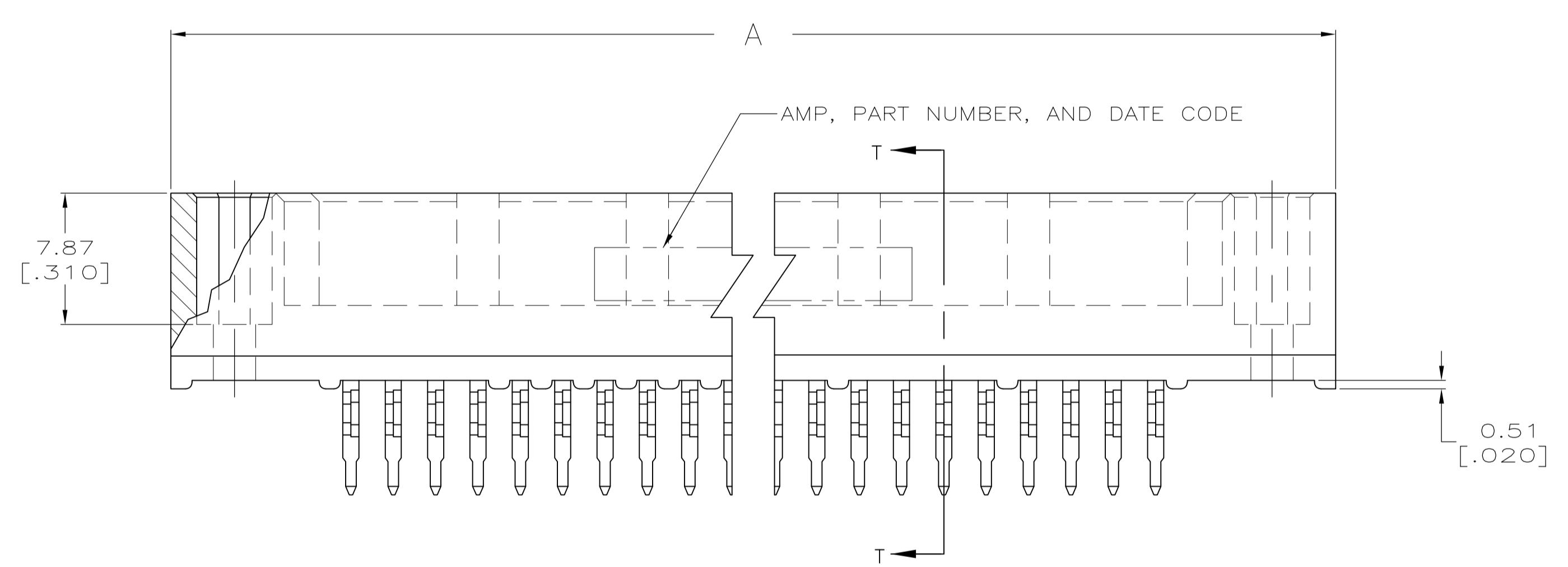


| REVISIONS |     |                           |         |     |      |
|-----------|-----|---------------------------|---------|-----|------|
| P         | LTR | DESCRIPTION               | DATE    | DMN | APVO |
| A         |     | REVISED PER ECO-15-015252 | 13NOV15 | BJ  | FY   |



- 1 HOUSING MATERIAL: THERMOPLASTIC, COLOR-BLACK.
- 2 CONTACT MATERIAL: PHOSPHOR BRONZE.
- 3 FINISH: MATING AREA: MEETS THE PERFORMANCE REQUIREMENTS OF PRODUCT SPECIFICATION 108-9063; BASED ON TELCORDIA DR-1217-CORE APPLICATIONS IN UNCONTROLLED ENVIRONMENTS. TIN PLATED POSTS.
- 4 ACTION PIN POSTS REQUIRE 2.36 [.093] MIN THICK P.C. BOARD. RECOMMENDED P.C. BOARD HOLES ARE DEFINED IN APPLICATION SPECIFICATION 114-9008.
- 5 FINISH: CONTACT FINISH: .00127-.00254 [.000050-.000100] NICKEL UNDERPLATE ALL OVER; .000762 [.000030] GOLD PLATE IN CONTACT AREA, TIN PLATED POSTS.



RECOMMENDED P.C. BOARD LAYOUT

SECTION T-T

| POSN | A              | B              | C              | D   | E           | PART NUMBER |
|------|----------------|----------------|----------------|-----|-------------|-------------|
| 74   | 191.77 [7.550] | 201.93 [7.950] | 209.55 [8.250] | 225 | 1-5532447-2 |             |
| 69   | 179.07 [7.050] | 189.23 [7.450] | 196.85 [7.750] | 210 | 1-5532447-1 |             |
| 64   | 166.37 [6.550] | 176.53 [6.950] | 184.15 [7.250] | 195 | 1-5532447-0 |             |
| 59   | 153.67 [6.050] | 163.83 [6.450] | 171.45 [6.750] | 180 | 5532447-9   |             |
| 54   | 140.97 [5.550] | 151.13 [5.950] | 158.75 [6.250] | 165 | 598038-8    |             |
| 49   | 128.27 [5.050] | 138.43 [5.450] | 146.05 [5.750] | 150 | 598038-7    |             |
| 39   | 99.06 [3.900]  | 102.87 [4.050] | 113.03 [4.450] | 120 | 5532447-5   |             |
| 34   | 86.36 [3.400]  | 90.17 [3.550]  | 100.33 [3.950] | 105 | 5532447-4   |             |
| 31   | 78.74 [3.100]  | 82.55 [3.250]  | 92.71 [3.650]  | 96  | 5532447-3   |             |
| 24   | 60.96 [2.400]  | 64.77 [2.550]  | 74.93 [2.950]  | 75  | 5532447-1   |             |

THIS DRAWING IS A CONTROLLED DOCUMENT.

|  |                              |  |  |
|--|------------------------------|--|--|
| DIMENSIONS: mm [INCHES]<br>TOLERANCES UNLESS OTHERWISE SPECIFIED:<br>0 PLC ± -<br>1 PLC ± -<br>2 PLC ± -<br>3 PLC ± 0.13 [.005]<br>4 PLC ± -<br>ANGLES ± - | MATERIAL: 1 2<br>FINISH: 3 5 | DTN: J. POLIGNONE 11MAY05<br>CHK: A. SHARPE 11MAY05<br>APVO: A. SHARPE 11MAY05<br>NAME: ASSEMBLY, PIN, VERTICAL, HDI, LEAD-FREE, 3 ROW, WITHOUT GUIDE PINS, 6.35 [.250] LONG ACTION PINS<br>APPLICATION SPEC: -<br>SIZE: A1<br>CAGE CODE: 00779<br>DRAWING NO: 5532447<br>WEIGHT: -<br>CUSTOMER DRAWING: - | TE Connectivity<br>RESTRICTED TO: -<br>SCALE: 4:1<br>SHEET: 1 of 1<br>REV: A |
|--|------------------------------|--|--|